



HTH ENGINEERING, INC.






825 Cypress Trail Dr.
Tarpon Springs, FL 34688
Web site: <http://www.startstop.com>
E-mail: webmaster@startstop.com

Tel: (727) 939-8853 (Florida)
or (866) 254-0714 (Toll-Free, USA) Fax 810-821-6940

Overview for Start Stop Universal Transcription System Software, Version 9.3.1, Active X Version

-Items provided in package include:

Self-installing Install Shield™ programs. Install every component needed for Windows 98, 2000, or XP, including DirectX, MDAC, and Jet DB Service Packs

 StartStopUniversalTranscriptionSystemV931AX-2P-DX9.exe	68,063KB	← Serial 2 Pedal Version
 StartStopUniversalTranscriptionSystemV931AX-3USB-DX9.exe	68,063KB	← USB 3-Pedal Version
 V931AX-2PED-DX9-SetupFiles.zip	67,922KB	
 V931AX-3USB-DX9-SetupFiles.zip	67,922KB	
 ActiveX Calling Example for Start Stop.zip	2KB	

Install Shield™ packages, with multiple files. This allows customization in your application, as explained on next page

Visual Basic 6.0 Example Program, showing how to launch the Start Stop Active X Transcription Program, providing a Media File to load and play under foot pedal control



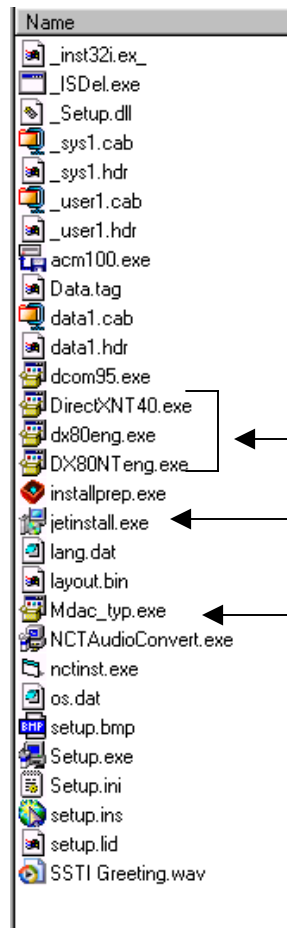
HTH ENGINEERING, INC.

825 Cypress Trail Dr.
Tarpon Springs, FL 34688
Web site: <http://www.startstop.com>
E-mail: webmaster@startstop.com

Tel: (727) 939-8853 (Florida)

or (866) 254-0714 (Toll-Free, USA) Fax 810-821-6940

Overview for Start Stop Universal Transcription System Software, Version 9.3.1, Active X Version, continued



Install Shield™ Packages with multiple files provide the option installing all major required “Standard” Microsoft components, or not. By selectively deleting these items in your final setup package, the Install Shield™ script will ignore installing them when running setup.exe This is useful if you already plan to install these Microsoft Standard components elsewhere in your application.

Microsoft DirectX for NT4.0, Win98, Win2000/XP

HTH Engineering, Inc. generated self-executing program; Installs Microsoft Jet DB Service Packs; detects all major OS's to install the right package for each PC

Microsoft Data Access Components (MDAC) Version 2.8



HTH ENGINEERING, INC.

825 Cypress Trail Dr.
Tarpon Springs, FL 34688
Web site: <http://www.startstop.com>
E-mail: webmaster@startstop.com

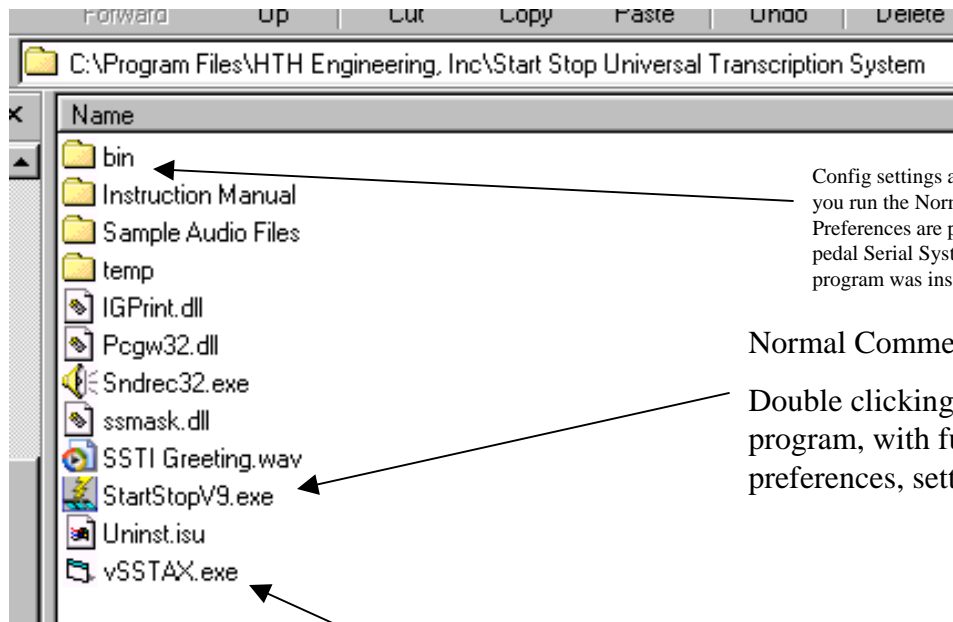
Tel: (727) 939-8853 (Florida)

or (866) 254-0714 (Toll-Free, USA)

Fax 810-821-6940

Overview for Start Stop Universal Transcription System Software, Version 9.3.1, Active X Version, continued

After installing either the Self-Installing single .EXE for Start Stop, or the Multiple-file Version (both will result in Identical installations), the following directory will be created. We recommend keeping all default paths during the install.



Config settings are stored in an ASCII file, called PedalsV930.cfg. If you run the Normal Program and change settings, they will be saved here. Preferences are pre-configured initially by Install Shield™ for either a 2-pedal Serial System or 3-Pedal USB system depending on which setup program was installed.

Normal Commercial Stand-alone Program executable.

Double clicking will launch the normal Start Stop program, with full control over configuration, preferences, settings, etc.

Active X version of Commercial Start Stop .EXE. Differences:
-Only launches when called by your application
-Contains no menus at the top.



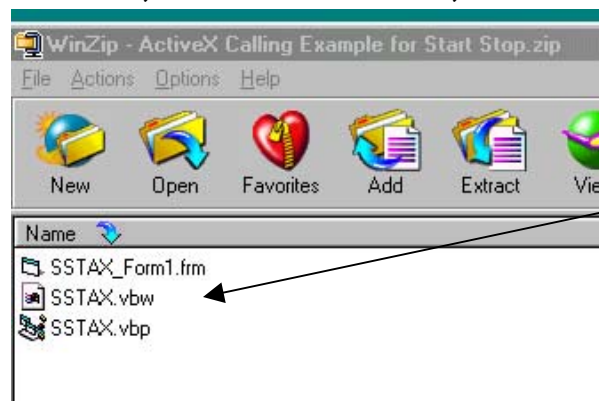
HTH ENGINEERING, INC.

825 Cypress Trail Dr.
Tarpon Springs, FL 34688
Web site: <http://www.startstop.com>
E-mail: webmaster@startstop.com

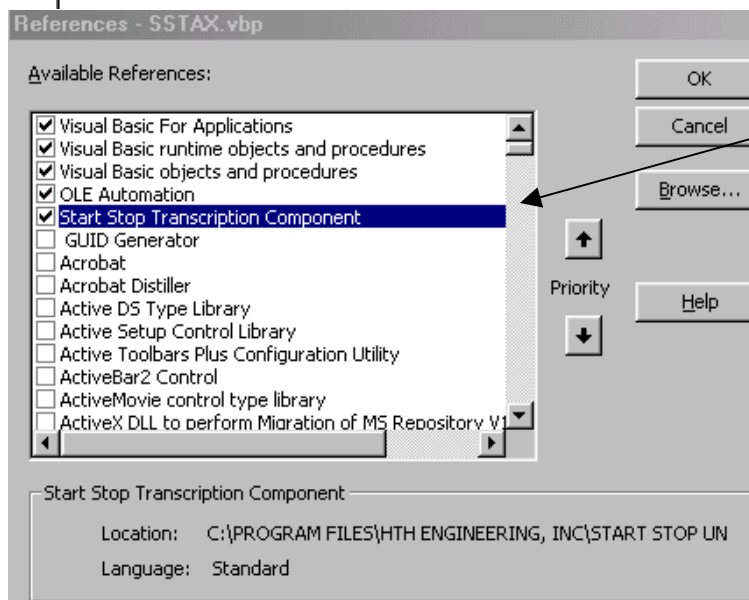
Tel: (727) 939-8853 (Florida)

or (866) 254-0714 (Toll-Free, USA) Fax 810-821-6940

Overview for Start Stop Universal Transcription System Software, Version 9.3.1, Active X Version, continued



A small Visual Basic Program Example Shows how to call the vSSTAX.exe (Start Stop Active X) program, and provide it with any file to Play (WAV, TrueSpeech, MP3, WMA, VOX, VOC, ADPCM, DSS, and many more).



In your final application, be sure to set your Program Reference path to match that of vSSTAX.exe

The default path is
C:\Program Files\HTH Engineering, Inc\Start Stop Universal Transcription System\vSSTAX.exe



HTH ENGINEERING, INC.

825 Cypress Trail Dr.
Tarpon Springs, FL 34688
Web site: <http://www.startstop.com>
E-mail: webmaster@startstop.com

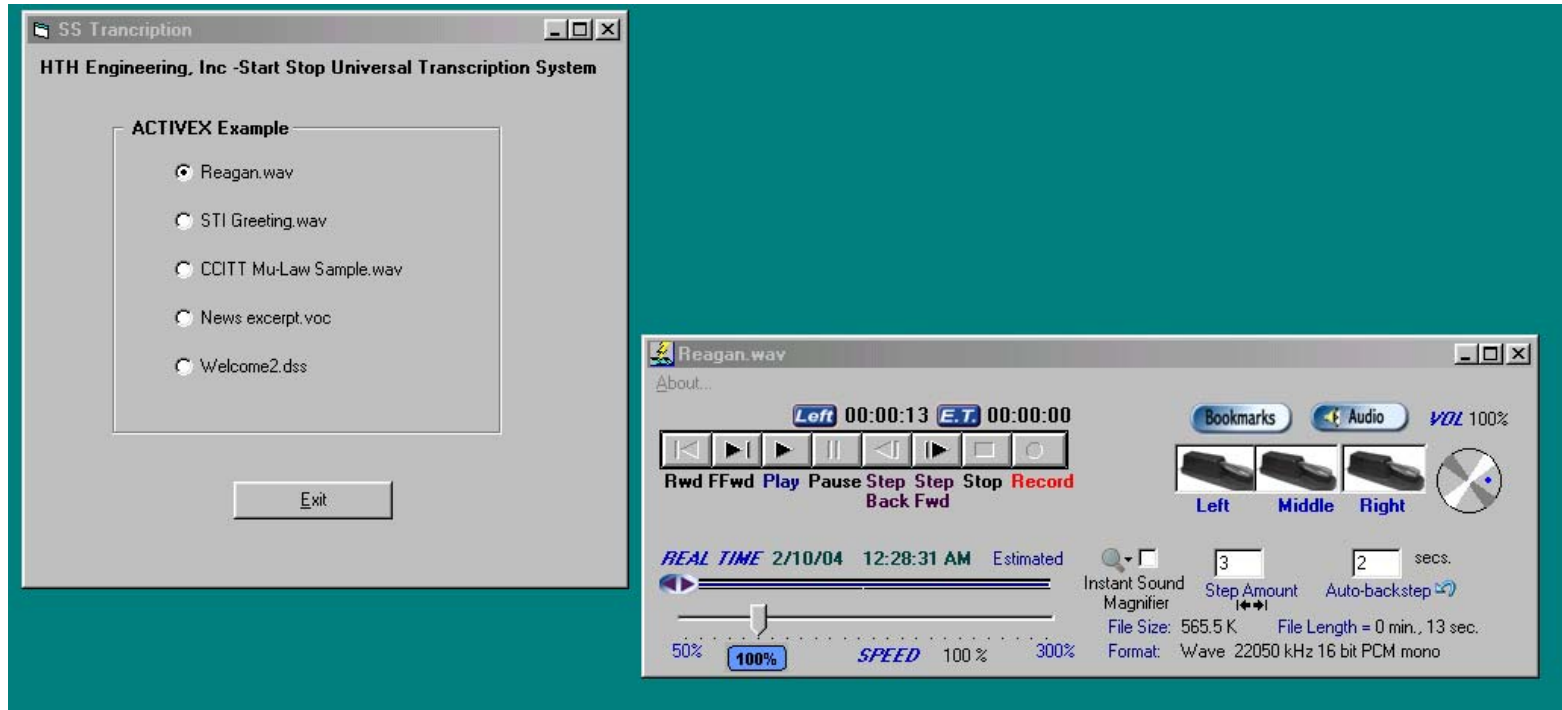
Tel: (727) 939-8853 (Florida)

or (866) 254-0714 (Toll-Free, USA)

Fax 810-821-6940

Overview for Start Stop Universal Transcription System Software, Version 9.3.1, Active X Version, continued

Screenshot of Example VB program controlling and launching the Start Stop Active X Transcription Module





HTH ENGINEERING, INC.

825 Cypress Trail Dr.
Tarpon Springs, FL 34688
Web site: <http://www.startstop.com>
E-mail: webmaster@startstop.com

Tel: (727) 939-8853 (Florida)

or (866) 254-0714 (Toll-Free, USA) Fax 810-821-6940

Overview for Start Stop Universal Transcription System Software, Version 9.3.1, Active X Version, continued

By clicking on the next file, it will cause the Start Stop Active X Transcription System to load and cue up
The next media clip to be played.

The screenshot displays the Start Stop Universal Transcription System software interface. The main window, titled "SS Trancription", shows a list of files under the heading "ACTIVEX Example". The files listed are: Reagan.wav, STI Greeting.wav (selected), CCITT Mu-Law Sample.wav, News excerpt.voc, and Welcome2.dss. Below the list is an "Exit" button. A secondary window titled "SSTI Greeting.wav" is open, showing playback controls, a progress bar, and file information. The playback controls include buttons for "Left", "FFwd", "Play", "Pause", "Back Fwd", "Step", "Step", "Stop", and "Record". The progress bar shows the current position and estimated time remaining. The file information includes "File Size: 131.9 K", "File Length = 0 min., 6 sec.", and "Format: Wave 22050 kHz 8 bit PCM mono".



HTH ENGINEERING, INC.

825 Cypress Trail Dr.
Tarpon Springs, FL 34688
Web site: <http://www.startstop.com>
E-mail: webmaster@startstop.com

Tel: (727) 939-8853 (Florida)

or (866) 254-0714 (Toll-Free, USA) Fax 810-821-6940

Overview for Start Stop Universal Transcription System Software, Version 9.3.1, Active X Version, continued

For operation and features of the Start Stop Universal Transcription Program, please refer to the included User Manual (47 pages), in Adobe Acrobat .PDF format.

Instruction Manual for the **Start - Stop** Transcription System



2-pedal system with Interface Box



3-pedal system, stand-alone

- Perform foot-pedal activated recording and transcription on any sound-card equipped PC using Windows 95, 98, Windows NT 4.0, ME, Windows 2000, or Windows XP.
- Turn your PC into a universal, high-quality transcription and dictation machine, using your feet to activate up to 3 separate foot pedals.

**VERSION 9.3.1 with TrueSpeech™,
Variable Speed, Bookmarks,
Extended Play, and Ultra Job Manager**

HTH Engineering, Inc. 825 Cypress Trails Dr., Tarpon Springs, FL
34688 USA TEL: (727) 939-8853 FAX: (810) 821-6940
<http://www.startstop.com>